

Applicant's manual for ISE Early Admission: Online enrollment confirmation 2023

Portfolio Option (via Microsoft Teams)

Prior to this online enrollment confirmation, students should complete program selection via ISE online admission system (<http://admission.ise.eng.chula.ac.th>) on January 20-21, 2023.

Program Selection: January 20-21, 2023.

1. Please select your prefer program in order from 1 to 5. **You cannot change your selection after pressing confirm button.**

Welcome Mr. Test Applicant (test_app), Application No. 2310001

Applicant Menu

- Application Status
- Application Form
- Program Selection
- Your Profile
- Logout

Program Selection

Please select your prefer program in order from 1 to 5, 1 is the most preferable and 5 is the least preferable. **You cannot change your selection after pressing confirm button.**

After confirming the selection, please print out the program selection form **1 copy** and bring with you on the enrollment confirmation day.

* 1 : Please Select
2 : Please Select
3 : Please Select
4 : Please Select
5 : Please Select

I hereby certified that the order of the Program selections above is correct to the best of my knowledge. I understand that I cannot change or modify the selections without prior consent from the International School of Engineering and that these choices do not guarantee my acceptance into the School.

Confirm

2. Please print out the program selection form.

Welcome Mr. Test Applicant (test_app), Application No. 2310001

Applicant Menu

- Application Status
- Application Form
- Program Selection
- Your Profile
- Logout

Program Selection

Save completed.

Please select your prefer program in order from 1 to 5, 1 is the most preferable and 5 is the least preferable. **You cannot change your selection after pressing confirm button.**

After confirming the selection, please print out the program selection form **1 copy** and bring with you on the enrollment confirmation day.

* 1 : ADME - Automotive Design And Manufacturing Engineering
2 : AERO - Aerospace Engineering
3 : ICE - Information And Communication Engineering
4 : NANO - Nano Engineering
5 : AI - Robotic & AI Engineering

Print

Please read the instruction below very carefully

1. Required documents

- 1.1. Printed Program Selection Paper from ISE Online Admission System
- 1.2. National ID card (Original)
 - Prepare and show the original national ID card to the committee when video calling

2. Dates and Times

2.1. Date: Monday, January 23, 2023

2.2. Time: 1-2 minutes in total for each applicant.

Note that you must standby in the Microsoft Teams since the beginning of each session.

- Morning Session (AM) 9:00 – 10.00 (Standby 8:50)

Please register yourself in the MS Teams by replying “**Rank_Application ID_Name**” under the standby post by the staff (Ex: 001_23101XX_Name).

3. Suggestions and Cautions

- 3.1. Please wear student uniform both tops and bottoms. No pajamas or t-shirt.
- 3.2. Please be aware that ISE is going to record every conversation in the video conference and chatroom.
- 3.3. Please ensure that your internet connection is stable. Failure to connect with the committee’s video call may lead to a queue skip.
- 3.4. Please prepare headphone and microphone.
- 3.5. Please avoid surrounding noise as much as possible and set other electronic devices to ‘do not disturb mode’ to avoid any interruption during the program selection confirmation.
- 3.6. Note that if you are waiting in the waiting room, the video call notification may not pop up. Please standby at your ‘**General channel**’ when your queue is reaching. You can

still join the waiting room but please make sure that you minimize the waiting room's window so you can notice the committee's call.

- 3.7. You can join the Microsoft Teams through either your mobile phone/tablet or personal computer. However, instruction may vary. Please read the following instruction carefully.

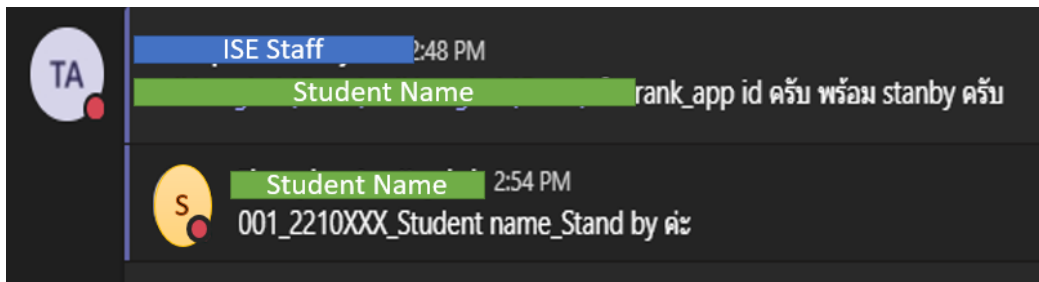
4. Instructions

- 4.1. Please ensure that you are already in the ISE Early Admission 2023: Portfolio in Microsoft Teams.

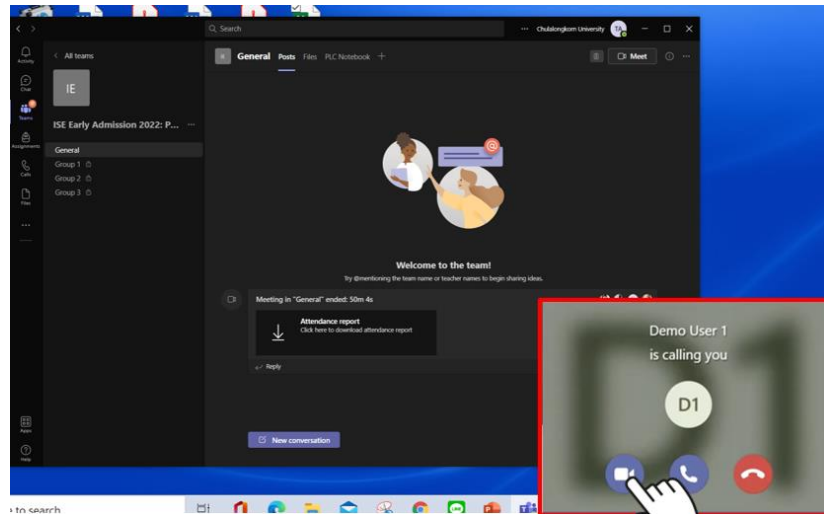
4.2. On confirmation day (January 23, 2023) 8:00 AM-12:00 PM

Please be prepared and standby 15 minutes prior to the start time of your session and be ready to receive a call.

- 4.3. Staff will tag you on the channel post before your queue reaches you. When you see your name in the comment section, please reply with Rank_App id_Name_standby (Ex: 001_22101XX_Student name Standby).




- 4.4. Do not attend the Program Confirmation Channel until you have been called.
- 4.5. When it comes to your queue, you will get a call from the staff.



4.6. Please prepare ID card to show to the Committee. During the video call, the Committee will ask you to confirm the program selection.

4.7. At the end of the video call, you must 1) circle your confirmed program, 2) read and check that you agree with the consent, 3) and sign your name.



CHULA INTERNATIONAL SCHOOL OF ENGINEERING
The ingenuity of CHULA ENGINEERING

PROGRAM SELECTION

Admission Cycle : 2023/1
Applicant ID : 2310001
Applicant Name : Mr. Test Applicant

My Program preference

1) Please Circle your confirmed program

First choice : ADME - Automotive Design And Manufacturing Engineering
Second choice : AERO - Aerospace Engineering

Third choice : ICE - Information And Communication Engineering

Fourth choice : NANO - Nano Engineering
Fifth choice : AI - Robotic & AI Engineering

I hereby certified that the order of the Program selections above is correct to the best of my knowledge. I understand that I cannot change or modify the selections without prior consent from the International School of Engineering and that these choices do not guarantee my acceptance into the School.

2) Please check your agreed consent

I hereby confirm my eligibility to program confirmation. I understand than those who have passed the interview will have to confirm their eligibility in the TCAS66 system for the 1st round on February 7-8, 2023.


I hereby waive my rights and do not wish to confirm my eligibility to program confirmation.

3) Please sign your name

Test Applicant

(Mr. Test Applicant)
Applicant's Signature
16 January 2023

4.8. You will have to **take a photo of this Program Selection Paper and upload to the admission system no later than 5 minutes after the video call end.**



CHULA INTERNATIONAL SCHOOL OF ENGINEERING
The Ingenuity of CHULA ENGINEERING

ONLINE ADMISSION SYSTEM
For Non-Thai Applicant

Welcome Mr. Test Applicant (test_app), Application No. 2310001

Applicant Menu

- Application Status
- Application Form
- Program Selection
- Your Profile
- Logout

Program Selection

Save completed.

Please select your prefer program in order from 1 to 5, 1 is the most preferable and 5 is the least preferable. **You cannot change your selection after pressing confirm button.**

After confirming the selection, please print out the program selection form **1 copy** and bring with you on the enrollment confirmation day.

- * 1 : ADME - Automotive Design And Manufacturing Engineering
- 2 : AERO - Aerospace Engineering
- 3 : ICE - Information And Communication Engineering
- 4 : NANO - Nano Engineering
- 5 : AI - Robotic & AI Engineering

Print

Upload Program Selection Confirmation

After confirming the program with committee, please **circle your approved program** and sign your name. Then, **upload** Program Selection Paper to the system to confirm your program selection.

* Attach Program Selection Paper : [2310001_Program_Selection.pdf](#)

Browse... No file selected.
Please attach JPEG or PDF file only. (not over 5MB)

Upload

Please upload your confirmation program